


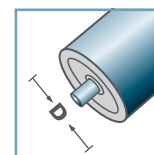
LH- montée, graissé			
Type	D	H	d
LH-6204 M	47	22,5	20

**Des dimensions ultérieurs sur demande!**

- ☛ Capot d'étanchéité: acier, zingué
- ☛ Capot protectionaire: plastique
- ☛ Labyrinthe intérieure: plastique
- ☛ Labyrinthe extérieure: plastique
- ☛ Disque pour arrêter la graisse: acier, zingué
- ☛ Graisse: EP2

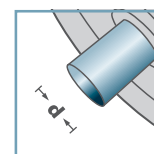


**LH-**



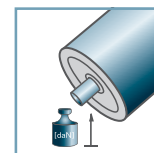
**D** [mm]

-



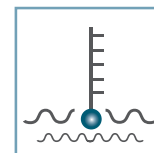
**d** [mm]

20



**C** [daN]

-



**T** [°C]

0° - 80°



**Carton** [pc.]



**LH/FL**