


KTES-30			
Type	Di +0,3	Da	Load Rating C [daN]
KTES-50x1,5.30	47,1	47,9	80

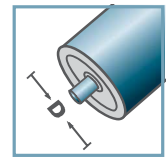
Other dimensions on request!

- ☛ Housing: Plastic
- ☛ Single Labyrinth Seal: Plastic
- ☛ Bearing RL-30
  - ☛ Bearing Shell: Steel, Hardened
  - ☛ Inner Race: Steel, Hardened
  - ☛ Cage: Plastic
  - ☛ Ball: Steel

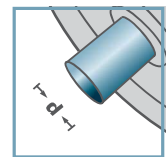
Please note: the single labyrinth seal for axis 15 mm is delivered separately and has to be locked at assembly.



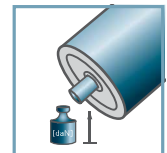
KTES-30



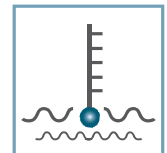
D [mm]  
50



d [mm]  
10; 12; 15; SW11



C [daN]  
80



T [°C]  
0° - 80°



Oil



Carton [pcs.]

250

KTS/KTR/KTES