

KTES-31			
Type	Di +0,3	Da	Load Rating C [daN]
KTES-50x1,5.31	47,1	47,9	25

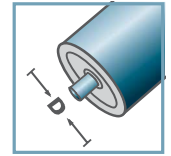
Other dimensions on request!

- ☛ Housing: Plastic
- ☛ Single Labyrinth Seal: Plastic
- ☛ Bearing RL-31
 - ☛ Bearing Shell: 1.4301
 - ☛ Inner Race: 1.4305
 - ☛ Cage: Plastic
 - ☛ Ball: 1.4301

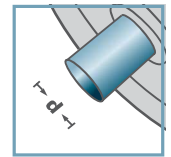
Please note: the single labyrinth seal for axis 15 mm is delivered separately and has to be locked at assembly.



KTES-31



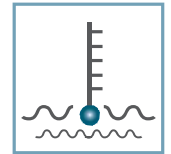
D [mm]
50



d [mm]
10; 12; 15; SW11



C [daN]
25



T [°C]
0° - 80°



Oil



Carton [pcs.]

250

KTS/KTR/KTES