

KTES-42			
Type	Di +0,3	Da	Load Rating C [daN]
KTES-50x1,5.42	47,1	47,9	80

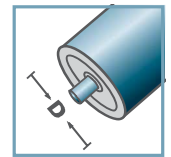
Other dimensions on request!

- ☛ Housing: Plastic
- ☛ Single Labyrinth Seal: Plastic
- ☛ Bearing 6002

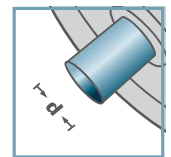
Please note: the single labyrinth seal for axis 15 mm is delivered separately and has to be locked at assembly.



KTES-42



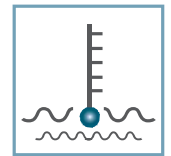
D [mm]  
50



d [mm]  
10; 12; 15; SW11




C [daN]  
80



T [°C]  
0° - 80°



EP 2



Carton [pcs.]

250

KTS/KTR/KTES