


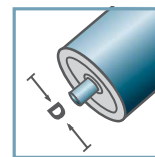
KTR-44			
Type	Di +0,2	Da	Load Rating C [daN]
KTR-63,5x2,9.44	58,0	63,4	150
KTR-80x2,0.44	76,4	79,9	150

Other dimensions on request!

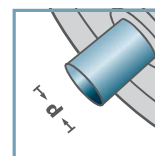
- ☛ Housing: Plastic
- ☛ Multiple Labyrinth Seal: Plastic
- ☛ Bearing 6303/6204



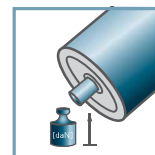
KTR-44



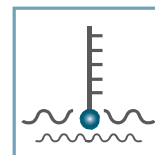
D [mm]
63,5 - 80



d [mm]
15



C [daN]
150



T [°C]
0° - 80°



EP 2



Carton [pcs.]

100

KTS/KTR/KTES